

# LUNERA PLL LED

22W LED Replacement for 4-pin 2G11 PL-L (CFL Long) Lamp  
Type A - Ballast Driven

## Installation Description

The **LUNERA PLL LED 2G11** is a plug and play Type A (ballast driven) LED replacement for a 4-pin compact fluorescent long (PL-L) lamp up to 40W. It operates off of the existing electronic ballast and supports instant start, rapid start, and programmed start electronic ballasts.

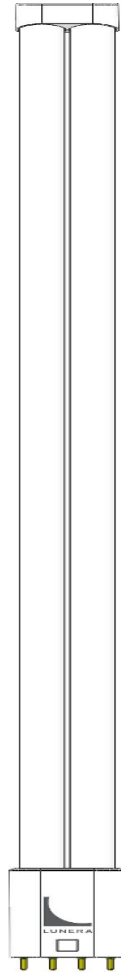
The Lunera PLL LED Lamp is a LED replacement for a 40W/36W/24W 2G11 PLL fluorescent lamp. This lamp only supports the 2G11 lamp holder.

This lamp is NOT rated for use with AC line voltage or LED drivers.

## Installation Instructions - Type A, Ballast Driven

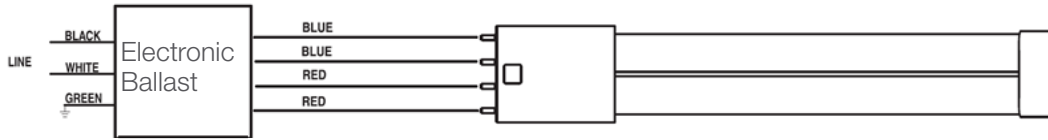
1. Turn power off to the fixture.
2. Remove existing PLL 2G11 fluorescent lamp from the fixture.
3. Make sure 2G11 socket is not damaged or broken.
4. Do not make any modifications to ballast's wiring.
5. Install the Lunera PLL 2G11 LED lamp.
6. Turn power on.

This lamp is not rated for use with magnetic ballasts, emergency ballasts and is not intended for direct line voltage or connection to an external LED driver.

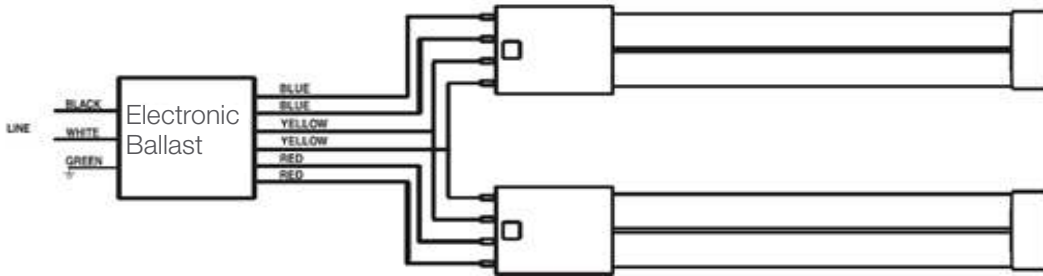


## Wiring Instructions

### Retrofit Luminaire with 1 Lamp



### Retrofit Luminaire with 2 Lamps



Minimum lamp compartment dimensions

Length x Width x Height

cm	62cm	x	60cm	x	8cm
inches	24.41"	x	23.63"	x	3.15"

---

## General Safety Information

READ AND FOLLOW ALL SAFETY INSTRUCTIONS

**WARNING** - RISK OF FIRE OR ELECTRIC SHOCK. PLUG AND PLAY LED INSTALLATION REQUIRES KNOWLEDGE OF LUMINAIRES ELECTRICAL SYSTEMS. IF NOT, DO NOT ATTEMPT INSTALLATION. CONTACT A QUALIFIED ELECTRICIAN.

**WARNING** - RISK OF FIRE OR ELECTRIC SHOCK. INSTALL THIS LAMP IN LUMINAIRES THAT HAVE THE CONSTRUCTION FEATURES AND DIMENSIONS SHOWN IN PRODUCT SPECIFICATION SHEET AND WHERE THE INPUT RATING OF THE LAMP DOES NOT EXCEED THE INPUT RATING OF THE LUMINAIRE.

**WARNING** - TO PREVENT WIRING DAMAGE OR ABRASION, DO NOT EXPOSE WIRING TO EDGES OF SHEET METAL OR OTHER SHARP OBJECTS.

THIS RETROFIT KIT IS ACCEPTED AS A COMPONENT OF A LUMINAIRE WHERE THE SUITABILITY OF THE COMBINATION SHALL BE DETERMINED BY AUTHORITIES HAVING JURISDICTION.

THIS DEVICE IS NOT FOR EMERGENCY LIGHTING.

**CAUTION** - DO NOT INSTALL THIS LAMP INTO LINE VOLTAGE, MAGNETIC BALLASTS, EMERGENCY BALLASTS OR AN EXTERNAL LED DRIVER.

---

**NOTES:** Do not make or alter any open holes in an enclosure of wiring or electrical components during kit installation.

This device is not rated for use with magnetic fluorescent ballast.