

















Product Selection Card
Summer 2017













LUNERA®








T8 LED Lamps -- Type A (Ballast Driven)



| Lunera LED | Gen | DLC Status | UL Type | Wattage | Max Lumens | Socket | Features | Options | |
|--|-------|----------------------------------|----------------------------|---------|------------|---|--------------|---|---|
| T8 LED 4Ft Linear  | Gen 2 | DLC 4 | Type A (Ballast Driven) | 11W | 1,800 |  | Thermal Fuse | P.E.T. Shatter Guard | |
| | | | | 15W | 2,200 | | | | |
| T8 LED 3Ft Linear  | Gen 1 | No DLC Category (LDL Pending) | Type A (Ballast Driven) | 11W | 1,400 | | Thermal Fuse | | |
| T8 LED 2Ft Linear  | Gen 2 | DLC 4 | Type A (Ballast Driven) | 8W | 1,200 | | Thermal Fuse | P.E.T. Shatter Guard | |
| T8 LED 22 in 6" U-Bend  | Gen 1 | DLC 4 | Type A (Ballast Driven) | 12W | 1,800 | | Thermal Fuse | | |
| | | | | 15W/17W | 2,200 | | | | |
| T8 LED 22 in 1-5/8" U-Bend  | Gen 1 | No DLC Category | Type A (Ballast Driven) | 12W | 1,700 | Thermal Fuse | | | |
| | | | | 17W | 2,100 | | | | |
| T8 (T12) LED 8Ft Linear Single-Pin  | Gen 1 | No DLC Category (LDL Pending) | Type A (Ballast Driven) | 24W | 3,500 |  | Thermal Fuse | P.E.T. Shatter Guard is standard on 8Ft | |
| T8 (T12) LED 8Ft Linear Bi-Pin  | | | | 33W | 4,400 | | | |  |
| | | | | 42W | 5,500 | | | | |









T5HO LED Lamps -- Type A (Ballast Driven)





| Lunera LED | Gen | DLC Status | UL Type | Wattage | Max Lumens | Socket | Features | Options |
|--|-------|-----------------|----------------------------|-----------|------------|---|-------------------------|---------|
| T5HO/T5 LED 4Ft Linear <small>*T5HO Lamp used with a T5 ballast</small>  | Gen 1 | No | Type A (Ballast Driven) | T5HO: 25W | 3,200 |  | Overdrive Protection | |
| | | | | T5*: 11W | 1,300 | | | |
| T5HO/T5 LED 4Ft Linear <small>*T5HO Lamp used with a T5 ballast</small>  | Gen 2 | DLC 4 | Type A (Ballast Driven) | T5HO: 25W | 3,500 | | Overdrive Protection | |
| | | | | T5*: 11W | 1,300 | | | |
| T5HO LED 2Ft Linear  | Gen 1 | No DLC Category | Type A (Ballast Driven) | T5HO: 11W | 1,400 | | Thermal Fuse Protection | |

















| T8 LED Lamps -- Type B (Ballast Bypassed) | | | | | | | | | | |
|--|-------|-------------------------------|---------------------------|----------------|----------------|---|--|---|----------------------|---|
| Lunera LED | Gen | DLC Status | UL Type | Wattage | Max Lumens | Socket | Features | Options | | |
| T8 LED 4Ft Linear  | Gen 1 | DLC 4 | Type B (Single Ended) | 15W | 1,800 |  | | P.E.T. Shatter Guard | | |
| | | | Type B (Double Ended) | 12W/14W 17W | 1,800 2,200 | | | | | |
| T8 LED 3Ft Linear  | Gen 1 | No DLC category (LDL Pending) | Type B (Single Ended) | 12W | 1,400 | |  | Universal Tombstone Technology | | |
| | | | Type B (Double Ended) | 12W | 1,400 | | | | | |
| T8 LED 2Ft Linear  | Gen 1 | DLC 4 | Type B (Single Ended) | 9W | 1,150 | |  | | P.E.T. Shatter Guard | |
| | | | Type B (Double Ended) | 9W | 1,200 | | | | | |
| T8 LED 22in 6" U-Bend  | Gen 1 | DLC 4 | Type B (Ballast Bypassed) | 15W | 1,800 |  | | | | |
| | | | | 18W | 2,200 | | | | | |
| T8 LED 22in 1-5/8" U-Bend  | Gen 1 | No DLC Category | Type B (Ballast Bypassed) | 15W | 1,700 | | |  | | |
| | | | | 18W | 2,100 | | | | | |
| T8 (T12) LED 8Ft Linear Single-Pin  | Gen 1 | No DLC Category (LDL Pending) | Type B (Single Ended) | 43W | 5,500 | |  | | | P.E.T. Shatter Guard is standard on 8Ft |
| | | | | | | | | | | |











| T8 LED Lamps -- Type C (External LED Driver) | | | | | | | | | | |
|---|-------------|-----------------|--------------------------|---------|------------|---|---|---|----------|--|
| Lunera LED | Gen | DLC Status | UL Type | Wattage | Max Lumens | Socket | Features | Options | | |
| T8 LED 4Ft  | Gen 1 (4x2) | DLC 4 | Type C (External Driver) | 24W | 3,600 |  | Dimmable | | | |
| | | | | 30W | 4,400 | | | | | |
| T8 LED 4Ft  | Gen 1 (4x4) | DLC 4 (Pending) | Type C (External Driver) | 48W | 7,200 | |  | Dimmable | | |
| | | | | 60W | 8,800 | | | | | |
| T8 LED 2Ft  | Gen 1 (2x2) | DLC 4 | Type C (External Driver) | 16W | 2,400 | | |  | Dimmable | |
| T8 LED 2Ft  | Gen 1 (2x4) | DLC 4 (Pending) | Type C (External Driver) | 24W | 4,800 | | | | Dimmable | |

| T5/T5HO LED Lamps -- Type C (External LED Driver) | | | | | | | | |
|--|-------------|------------|--------------------------|---------|------------|---|----------|---------|
| Lunera LED | Gen | DLC Status | UL Type | Wattage | Max Lumens | Socket | Features | Options |
| T5HO LED 4Ft 2-Lamp Kit  | Gen 1 (4x2) | DLC 4 | Type C (External Driver) | 50W | 7,000 |  | Dimmable | |

| CFL LED -- Type A (Ballast Driven) | | | | | | | | |
|---|-------|---------------------------------|----------------------------|---------|------------|---|---------------------------|---------|
| Lunera LED | Gen | DLC Status | UL Type | Wattage | Max Lumens | Socket | Features | Options |
| CFL LED 4-pin G24Q  | Gen 4 | DLC 4 | Type A (Ballast Driven) | 11W | 1,445 | 4-pin G24Q  | Horizontal or Vertical | |
| CFL LED 2-pin G24D  | Gen 4 | No DLC Category (LDL listed) | Type A (Ballast Driven) | 13W | 1,000 | 2-Pin G24D  | Horizontal or Vertical | |
| CFL LED 2-pin GX23  | Gen 4 | No DLC Category (LDL listed) | Type A (Ballast Driven) | 5W | 580 | 2-Pin GX23  | Type A and Type B | |
| PLL LED 4-Pin 2G11  | Gen 4 | No DLC Category (LDL listed) | Type A (Ballast Driven) | 22W | 2,600 | 4-Pin 2G11  | Type A or Type B | |

| CFL LED -- Type B (Ballast Bypassed) | | | | | | | | |
|---|-------|---------------------------------|------------------------------|---------|------------|---|----------------------|---------|
| Lunera LED | Gen | DLC Status | UL Type | Wattage | Max Lumens | Socket | Features | Options |
| CFL LED 2-Pin GX23  | Gen 4 | No DLC Category (LDL listed) | Type B (Ballast Bypassed) | 5W | 580 | 2-Pin GX23  | Type A and Type B | |
| PLL LED 4-Pin 2G11  | Gen 1 | No DLC Category (LDL listed) | Type B (Ballast Bypassed) | 23W | 2,600 | 4-Pin 2G11  | Type A or Type B | |

| HID LED LAMPS -- Type A (Ballast Driven) | | | | | | | | | | |
|--|---------|-----------------|------------------------------------|-------------|------------|--|--|--|--------------------------------|--|
| Lunera LED | Gen | DLC Status | UL Type | Wattage | Max Lumens | Socket | Features | Options | | |
| HID Vertical E39 Mogul Up to 400W  | Gen 3 | No DLC Category | Type A (CWA Ballast Driven) | 207W | 21,300 |  E39/EX39 Mogul Screw | | Uplight | | |
| | | | | 164W | 17,900 | | | | | |
| | | | | 95W | 9,900 | | | | | |
| | | | | 54W | 5,700 | | | | | |
| MH Vertical E39 Mogul Up to 400W  | Gen 2-S | No DLC Category | Type A (CWA MH Ballast Driven) | 145W (400W) | 16,300 | |  E39/EX39 Mogul Screw | No Fan (Thermal IQ cooling) | | |
| | | | | 130W (320W) | 14,000 | | | | | |
| | | | | 91W (250W) | 10,500 | | | | | |
| | | | | 82W (175W) | 9,100 | | | | | |
| HPS Vertical E39 Mogul Up to 400W  | Gen 2-S | No DLC Category | Type A (CWA HPS Ballast Driven) | 160W (400W) | 15,000 | | |  E39/EX39 Mogul Screw | No Fan (Thermal IQ cooling) | |
| | | | | 140W (310W) | 13,100 | | | | | |
| | | | | 110W (250W) | 11,500 | | | | | |
| | | | | 90W (200W) | 9,100 | | | | | |
| HID 360° E39 Mogul Up to 250W  | Gen 3 | No DLC Category | Type A (CWA Ballast Driven) | 90W | 8,600 |  E39/EX39 Mogul Screw | | | | 2000K/6Klm |
| | | | | 53W | 5,700 | | | | | 2000K/3.5Klm |
| MH Horizontal E39 Mogul Up to 400W  | Gen 2 | No DLC Category | Type A (CWA MH Ballast Driven) | 145W (400W) | 14,800 | |  E39/EX39 Mogul Screw | | 180 Degree Lens | |
| | | | | 130W (320W) | 12,800 | | | | | |
| | | | | 92W (250W) | 9,200 | | | | | |
| | | | | 82W (175W) | 7,900 | | | | | |
| HPS Horizontal E39 Mogul Up to 400W  | Gen 2 | No DLC Category | Type A (CWA HPS Ballast Driven) | 118W (400W) | 10,800 | | |  E39/EX39 Mogul Screw | 180 Degree Lens | |
| | | | | 120W (310W) | 9,700 | | | | | |
| | | | | 83W (250W) | 8,500 | | | | | |
| | | | | 63W (200W) | 6,500 | | | | | |
| HID Vertical E26 Medium Up to 250W  | Gen 3 | No DLC Category | Type A (CWA Ballast Driven) | 95W | 9,900 |  E26 Medium Screw | | | | Uplight, Short Body, Type V Lens |
| | | | | 54W | 5,700 | | | | | |
| HID 360° E26 Medium Up to 250W  | Gen 3 | No DLC Category | Type A (CWA Ballast Driven) | 90W | 8,600 | |  E26 Medium Screw | | | 2000K/6Klm |
| | | | | 53W | 5,700 | | | | | 2000K/3.5Klm |

| HID LED LAMPS -- Type B (Ballast Bypassed) | | | | | | | | |
|---|-------|---------------------------------|------------------------------|---------|------------|--|--------------------|---------------------------------------|
| Lunera LED | Gen | DLC Status | UL Type | Wattage | Max Lumens | Socket | Features | Options |
| HID Vertical E39 Mogul Up to 400W  | Gen 3 | DLC 4 | Type B (Ballast Bypassed) | 207W | 21,300 | E39/EX39 Mogul Screw  | | Uplight |
| | | | | 164W | 17,900 | | | |
| | | | | 95W | 9,900 | | | |
| | | | | 54W | 5,700 | | | |
| HID 360° E39 Mogul Up to 250W  | Gen 3 | DLC 4 | Type B (Ballast Bypassed) | 90W | 8,600 | E39 Mogul socket  | 360 Degree Lens | 2000K/6Klm |
| | | | | 53W | 5,700 | | | 2000K/3.5Klm |
| HID Vertical E26 Medium Up to 250W  | Gen 3 | No DLC Category (LDL Listed) | Type B (Ballast Bypassed) | 95W | 9,900 | E26 Medium Screw  | | Uplight, Short Body Type V Lens |
| | | | | 54W | 5,700 | | | |
| HID 360° E26 Medium Up to 250W  | Gen 3 | No DLC Category | Type B (Ballast Bypassed) | 90W | 8,600 | E26 Medium socket  | 360 Degree Lens | 2000K/6Klm |
| | | | | 53W | 5,700 | | | 2000K/3.5Klm |
| HID Vertical Retrofit Kit Up to 400W  | Gen 3 | DLC 4 | Type B (Ballast Bypassed) | 207W | 21,300 | Hardwired Clasp  | | |
| | | | | 164W | 17,900 | | | |
| | | | | 95W | 9,900 | | | |

To Find a Lunera Representative:
www.lunera.com/find-office-agent

To Locate an Authorized Distributor:
www.lunera.com/buy

For Product Information:
www.lunera.com

For Technical Support:
www.bit.ly/luneratechsupport

