









































Product Selection Card
Winter/Spring 2017

LUNERA®









T8 LED Lamps -- Type A (Ballast Driven)										
Lunera LED	Gen	DLC Status	UL Type	Wattage	Max Lumens	Socket	Features	Options		
T8 LED 4Ft Linear 	Gen 1	DLC 3.1	Type A (Ballast Driven)	14W	1,800	 Bi-pin G13	Thermal Fuse 4	P.E.T. ShatterGuard		
	Gen 2	DLC 4.1		11W	1,800		Thermal Fuse 5			
					15W		2,200			
T8 LED 3Ft Linear 	Gen 1	No DLC Category (LDL Pending)	Type A (Ballast Driven)	11W	1,400			Thermal Fuse 4		
T8 LED 2Ft Linear 	Gen 1	DLC 3.1	Type A (Ballast Driven)	9W	1,150		 Single-pin Fa8	Thermal Fuse 4	P.E.T. ShatterGuard	
	Gen 2	DLC 4.1		8W	1,200			Thermal Fuse 5		
T8 LED 22in 6" U-Bend 	Gen 1	Pending	Type A (Ballast Driven)	12W	1,800	 Bi-pin R17D		Thermal Fuse 4		
		Pending		15W	2,200					
		No DLC Category		17W	2,200					
T8 LED 22in 1-5/8" U-Bend 	Gen 1	No DLC Category	Type A (Ballast Driven)	12W	1,700			 Bi-pin R17D	Thermal Fuse 4	
				17W	2,100					
T8 (T12) LED 8Ft Linear Single-Pin 	Gen 1	No DLC Category (LDL Pending)	Type A (Ballast Driven)	24W	3,500		 Bi-pin R17D		Thermal Fuse 4	
				33W	4,400					
42W				5,500						
T8 (T12) LED 8Ft Linear Bi-Pin 										



T5/T5HO LED Lamps -- Type A (Ballast Driven)											
Lunera LED	Gen	DLC Status	UL Type	Wattage	Max Lumens	Socket	Features	Options			
T5HO LED 4Ft Linear 	Gen 1	DLC 3.1	Type A (Ballast Driven)	25W	3,200	 Mini Bi-pin G5	Thermal Fuse 4				
	Gen 2	DLC 4.1		25W	3,500		Overdrive Protection				
T5 LED 4Ft Linear 	Gen 1	No DLC Category		Type A (Ballast Driven)	11W		1,300	 Mini Bi-pin G5	Thermal Fuse 4		
	Gen 2		Overdrive Protection								
T5HO LED 2Ft Linear 	Gen 1	No DLC Category	Type A (Ballast Driven)		11W		1,400			Thermal Fuse 4	















T8 LED Lamps -- Type B (Ballast Bypassed)										
Lunera LED	Gen	DLC Status	UL Type	Wattage	Max Lumens	Socket	Features	Options		
T8 LED 4Ft Linear 	Gen 1	DLC 4.1	Type B (Ballast Bypassed)	15W	1,800	 Bi-pin G13	Universal Tombstone Technology	P.E.T. ShatterGuard		
				14W	1,800					
				17W	2,200					
T8 LED 3Ft Linear 	Gen 1	No DLC Category (LDL Pending)	Type B (Ballast Bypassed)	12W	1,400		 Bi-pin G13	Universal Tombstone Technology		
				12W	1,400					
T8 LED 2Ft Linear 	Gen 1	DLC 4.1	Type B (Ballast Bypassed)	9W	1,150			 Bi-pin G13	Universal Tombstone Technology	P.E.T. ShatterGuard
				9W	1,200					
T8 LED 22in 6" U-Bend 	Gen 1	DLC 4.1	Type B (Ballast Bypassed)	15W	1,800	 Bi-pin G13				
				18W	2,200					
T8 LED 22in 1-5/8" U-Bend 	Gen 1	No DLC Category	Type B (Ballast Bypassed)	15W	1,700		 Bi-pin G13			
				18W	2,100					
T8 (T12) LED 8Ft Linear Single-Pin 	Gen 1	No DLC Category (LDL Pending)	Type B (Ballast Bypassed)	43W	5,500			 Single-pin Fa8  Bi-pin R17D	Universal Tombstone Technology	P.E.T. Shatter Guard (standard on 8Ft)
T8 (T12) LED 8Ft Linear Bi-Pin 										

T8 LED Lamps -- Type C (External LED Driver)										
Lunera LED	Gen	DLC Status	UL Type	Wattage	Max Lumens	Socket	Features	Options		
T8 LED 4Ft 2-Lamp Kit 	Gen 1	Pending	Type C (External Driver)	24W	3,600	 Bi-pin G13	Dimmable			
		Pending		30W	4,400					
T8 LED 4Ft 4-Lamp Kit 	Gen 1	Pending	Type C (External Driver)	48W	7,200		 Bi-pin G13	Dimmable		
		Pending		60W	8,800					
T8 LED 2Ft 2-Lamp Kit 	Gen 1	Pending	Type C (External Driver)	16W	2,400			 Bi-pin G13	Dimmable	
T8 LED 2Ft 4-Lamp Kit 	Gen 1	Pending	Type C (External Driver)	24W	4,800				Dimmable	

T5/T5HO LED Lamps -- Type C (External LED Driver)								
Lunera LED	Gen	DLC Status	UL Type	Wattage	Max Lumens	Socket	Features	Options
T5HO LED 4Ft 2-Lamp Kit 	Gen 1	Pending	Type C (External Driver)	50W	7,000	 Mini Bi-pin G5	Dimmable	

CFL LED -- Type A (Ballast Driven)								
Lunera LED	Gen	DLC Status	UL Type	Wattage	Max Lumens	Socket	Features	Options
CFL LED 4-pin G24Q 	Gen 4	DLC 4.1	Type A (Ballast Driven)	11W	1,250	4-pin G24Q 	Horizontal or Vertical	
CFL LED 2-pin G24D 	Gen 4	No DLC Category (LDL listed)	Type A (Ballast Driven)	13W	1,000	2-pin G24D 	Horizontal or Vertical	
CFL LED 2-pin GX23 	Gen 4	No DLC Category (LDL listed)	Type A (Ballast Driven)	5W	580	2-pin GX23 	Type A and Type B	
PLL LED 4-pin G11 	Gen 1	No DLC Category (LDL listed)	Type A (Ballast Driven)	22W	2,600	4-pin G11 	Type A or Type B	

CFL LED -- Type B (Ballast Bypassed)								
Lunera LED	Gen	DLC Status	UL Type	Wattage	Max Lumens	Socket	Features	Options
CFL LED 2-pin GX23 	Gen 4	No DLC Category (LDL listed)	Type B (Ballast Bypassed)	5W	580	2-Pin GX23 	Type B and Type A	
PLL LED 4-pin G11 	Gen 1	No DLC Category (LDL listed)	Type B (Ballast Bypassed)	23W	2,600	4-Pin G11 	Type B or Type A	

HID LED Lamps -- Type A (Ballast Driven)										
Lunera LED	Gen	DLC Status	UL Type	Wattage	Max Lumens	Socket	Features	Options		
HID Vertical E39 Mogul Up to 400W 	Gen 3	No DLC Category	Type A (Ballast Driven)	230W	21,900	 E39/EX39 Mogul Screw		Uplight		
				164W	16,900					
				103W	9,200					
				58W	4,900					
MH Vertical E39 Mogul 400W 	Gen 2	No DLC Category	Type A (Ballast Driven)	145W	14,000		No Fan (Thermal IQ cooling)			
HPS Vertical E39 Mogul 400W 	Gen 2	No DLC Category	Type A (Ballast Driven)	164W	13,000		No Fan (Thermal IQ cooling)			
HID 360° E39 Mogul Up to 250W 	Gen 3	No DLC Category	Type A (Ballast Driven)	90W	8,600		 E26 Medium Screw		2000K/6Klm	
				53W	5,700				2000K/3.5Klm	
MH Vertical E39 Mogul Up to 400W 	Gen 2	No DLC Category	Type A (Ballast Driven)	145W	13,100			 E26 Medium Screw	180 Degree Lens	
				120W						
				94W	8,100					
				72W						
HPS Vertical E39 Mogul Up to 400W 	Gen 2	No DLC Category	Type A (Ballast Driven)	118W	9,400	 E26 Medium Screw			180 Degree Lens	
				105W						
				83W						
				63W						
HID Vertical E26 Medium Up to 250W 	Gen 3	No DLC Category	Type A (Ballast Driven)	103W	9,200		 E26 Medium Screw			Uplight, Short Body, Type V Lens
				58W	4,900					
HID 360° E26 Medium Up to 250W 	Gen 3	No DLC Category	Type A (Ballast Driven)	90W	8,600			 E26 Medium Screw		2000K/6Klm
				53W	5,700					2000K/3.5Klm

HID LED Lamps -- Type B (Ballast Bypassed)								
Lunera LED	Gen	DLC Status	UL Type	Wattage	Max Lumens	Socket	Features	Options
HID Vertical E39 Mogul Up to 400W 	Gen 3	DLC 3.1	Type B (Ballast Bypassed)	230W	21,900	E39/EX39 Mogul Screw		Uplight
				164W	16,900			
				103W	9,200			
				58W	4,900			
HID 360° E39 Mogul Up to 250W 	Gen 3	DLC 3.1	Type B (Ballast Bypassed)	90W	8,600	E39 Mogul Screw	360 Degree Lens	2000K/6Klm
				53W	5,700			2000K/3.5Klm
HID Vertical E26 Medium Up to 250W 	Gen 3	No DLC Category (LDL Listed)	Type B (Ballast Bypassed)	103W	9,200	E26 Medium Screw		Uplight, Short Body, Type V Lens
				58W	4,900			
HID 360° E26 Medium Up to 250W 	Gen 3	No DLC Category	Type B (Ballast Bypassed)	90W	8,600	E26 Medium Screw	360 Degree Lens	2000K/6Klm
				53W	5,700			2000K/3.5Klm
HID Vertical Retrofit Kit Up to 400W 	Gen 3	No DLC Category	Type B (Ballast Bypassed)	230W	21,900	Hardwired Clasp		
				164W	16,900			
				103W	9,200			

To Find a Lunera Representative:

www.lunera.com/find-office-agent

To Locate an Authorized Distributor:

www.lunera.com/buy

For Product Information:

www.lunera.com

For Technical Support:

www.bit.ly/luneratechsupport