

LUNERA T8 LED 2FT UTT

Installation Guide

Line Driven with Universal Tombstone Technology



Product Description:

14W Line Driven T8 LED Lamp HN-T8-L-24-9W-XXX-G1-UT

Minimum lamp compartment dimensions: 24(L) X 1.625(W) inch for 9W.
The LUNERA T8 LED is a replacement for 17W Bi-Pin 2FT T8 fluorescent lamp.

Its built-in universal driver allows lamp operation at 120VAC~277VAC.
This lamp can be installed into shunted or non-shunted tombstones.

For this lamp, a change of tombstones is NOT required to comply with UL safety standards.

Do NOT install this lamp with dimmers.

Do NOT connect this lamp with fluorescent ballast or external LED driver.

Turn Power OFF prior to lamp installation.

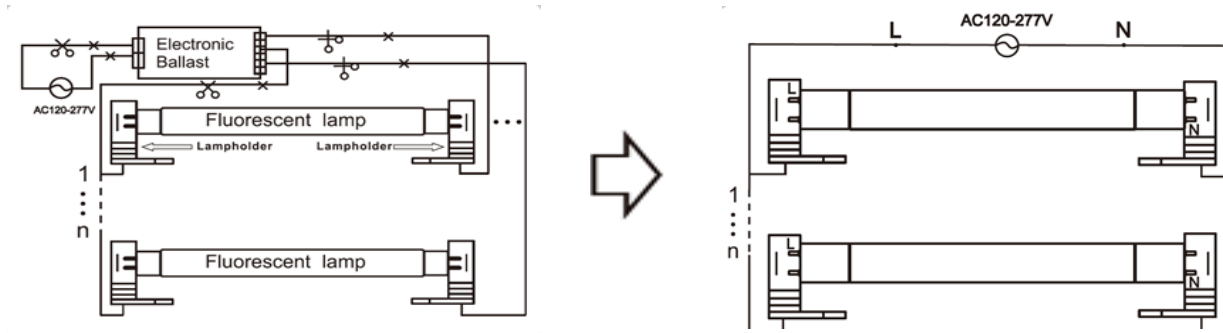
Installation Instructions - Ballast Bypass (Type B)

1. Turn power off to the fixture.
2. Remove existing T8 fluorescent lamps from the fixture.
3. Follow the instruction (next page) to bypass the ballast.
Replace tombstones if broken, cracked, dirty, or rusty.
4. Find the end cap with "L" and "N" marking. Connect Hot wire to the end cap with "L" marking and Neutral to endcap with "N" marking.
[Pins with no marking are not connected to internal circuit]
5. Install the Lunera T8 LED UTT.
Make sure the lamp latches into the tombstones properly.
6. Apply relamping label on a visible location inside the fixture.
7. Turn power on at the breaker box and turn on the lights.

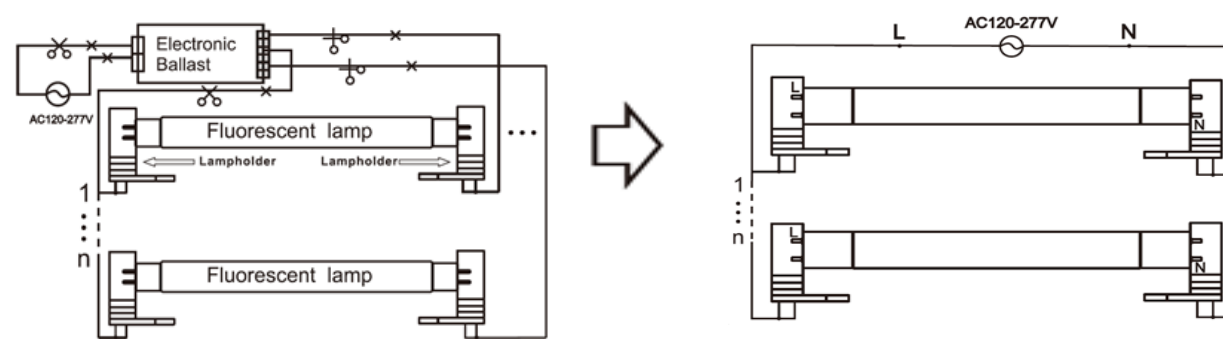


Wiring Diagram:

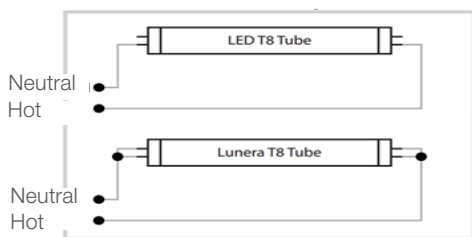
Lamp installation into shunted tombstones:



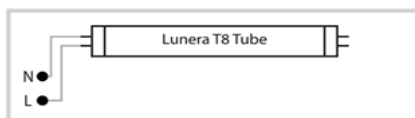
Lamp installation into non-shunted tombstones:



Correct Wiring



Incorrect Wiring



Connect Hot to the end cap with “L” marking and Neutral to end cap with “N” marking.

Make sure pins with “L” and “N” marking are connected to Line voltage.

This lamp does NOT support 347V/480V.

Installation into line voltage above 277VAC requires installation of step down transformer.

For multiple-lamp fixtures, each lamp must be wired into AC line voltage in parallel. Do NOT wire lamps in-series.

If lamp exhibits flickering, strobing, or does not light, contact Lunera.

General Safety Information

READ AND FOLLOW ALL SAFETY INSTRUCTIONS

DANGER - RISK OF SHOCK - DISCONNECT POWER BEFORE INSTALLATION

WARNING - Risk of fire or electric shock, LED Retrofit lamp installation requires knowledge of luminaire electrical systems. If not qualified, do not attempt installation. Contact a qualified electrician.

WARNING - Risk of fire or electric shock. Install this lamp only in luminaires that have the construction features and dimensions shown in the photo graphs and/or drawings and where the input rating of the lamp does not exceed the input rating of the luminaire.

WARNING - To prevent wiring damage or abrasion, do not expose wiring to edges of sheet metal or other sharp objects.

CAUTION - IF THE LAMP OR LUMINAIRE EXHIBITS UNDESIRABLE OPERATION (BUZZING, FLICKERING, ETC.) IMMEDIATELY TURN OFF POWER, REMOVE LAMP FROM LUMINAIRE AND CONTACT MANUFACTURER.

CAUTION - RISK OF FIRE - DO NOT INSTALL THIS LAMP IN A PRE-HEAT LUMINAIRE.

CAUTION - THIS RETROFIT ASSEMBLY IS ACCEPTED AS A COMPONENT OF A LUMINAIRE WHERE THE SUITABILITY OF THE COMBINATION SHALL BE DETERMINED BY UL OR AUTHORITIES HAVING JURISDICTION.

Installer should not disconnect existing wires from lamp holder terminals to make new connections at lamp holder terminals. Instead, installers should cut existing lamp holder and make new electrical connections to lamp holder lead wires by employing applicable connectors.

Lamp installation into fully enclosed fixtures reduces the product warranty to 4 years.

Product warranty will be voided if:

- Lamp installed into line voltage above 277V.
- Lamp installed with external LED driver or fluorescent T8 ballast.
- Lamp installed into cracked, broken, rusty, or dirty tombstones.
- Improper wiring to the tombstones resulting in lamp failure.
- Lamp installed with dimmers.
- Lamp installation while power is "ON" to the fixture.
- Lamp installation into fully enclosed fixtures.

For Technical Support:

<https://lunera.com/freshdesk.com/support/home>

www.lunera.com

T (650) 241-3875

